

[Register here](#)
for our **Webinars**
Oct. 14th & 20th

Looking Forward to Fall

With summer behind us, all those favorite fall activities are gearing up. The Sportsman Web development team has been adding functionality at a record pace. If you're not yet using Sportsman Web, remember there is no extra cost, provided you're a cloud customer. Early adopters have had a lot of influence in its design and features making it customer focused. It's designed for you. One of our proudest achievements this quarter is the long awaited release of our Payment Plan Module. This functionality allows you to better serve your community by allowing customers to spread out the financial burden of registering for activities. You'll love that we've kept any added workload for your team to a minimum by making additional payments run automatically on schedule without your interaction.

We've received lots of nice comments recently about our support staff and our commitment to service and solutions. It's our mission to provide you with timely, human support because while sometimes an email is great, other times a phone call is the only way to get to the bottom of an issue quickly.

Part of our team attended NRPA's conference in Nashville, and enjoyed seeing many of you there. Thank you to everyone who stopped by the booth!

Looking ahead, our focus is to keep our heads down and continue to add functionality to Sportsman Web until it's a complete replacement for the desktop. We hope you have a productive fall, and look forward to being your partner in technology. - Charlie Warrell, Director of Development & CEO

Sportsman Web Updates

With Facility and Block Reservations now up and running, Sportsman Web is becoming the go-to for many of our customers. Functionality in Web currently includes: dashboards, reporting, member lookup, activity registrations, membership sales, day pass sales, fee and merchandise sales, and we look forward to adding defining memberships soon.

[Sportsman Web](#)

[Updates:](#)

- [Multi-Facility Calendar](#)

[Creating a Custom Sportsman Web Dashboard](#)

[Payment Plan Module Release](#)

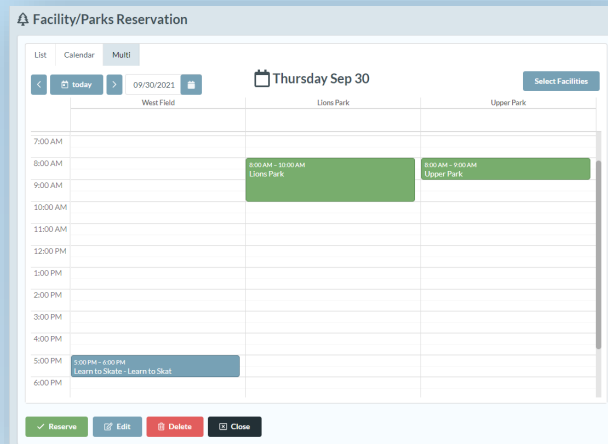
[ActivityReg Website Spotlight:](#)

- [Elko Parks and Recreation Dept.](#)

[Sportsman App Updates and Enhancements](#)

Feedback from our beta testers has been invaluable, and some of the suggestions we received led us to create an enhanced calendar view which enables you to view schedules for selected facilities side by side.

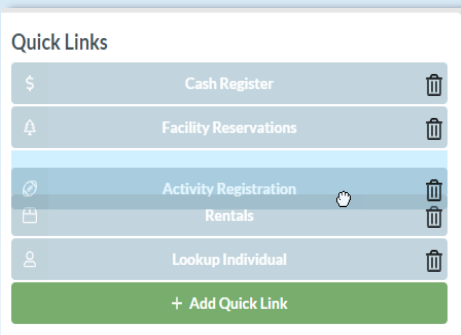
You choose the facilities you'd like to see, which means you can stay organized and make informed decisions about your programs and reservations. Having a real-time view of facility schedules available on a phone or tablet means your maintenance and grounds crews can plan and make adjustments to maintenance schedules on the fly.



Get the most out of Sportsman Web by Customizing Your Dashboard

At the forefront of our minds as we develop Sportsman Web is the goal of delivering a software solution that can be customized to fit the business practices of many different organizations, and the needs of many different communities. With Sportsman Web, we've put the power in your hands to create a dashboard that is as unique as your community and your team.

The 'settings' button in the bottom right corner of your dashboard, is the key to creating a Sportsman Web experience tailored to you.



You can add, remove or reorder your Quick Links, arranging your top priority items in the most accessible location.

Counters give you an easy overview of what's happening in your organization. You can keep a tally of Employees Online, Registrations,

Admittances, and even view your Revenue for the day.

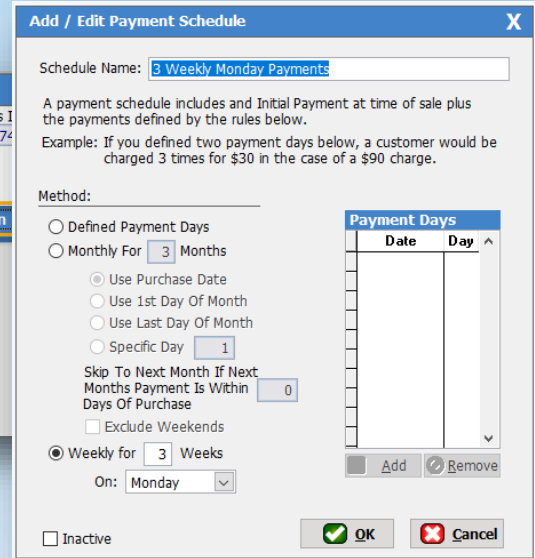
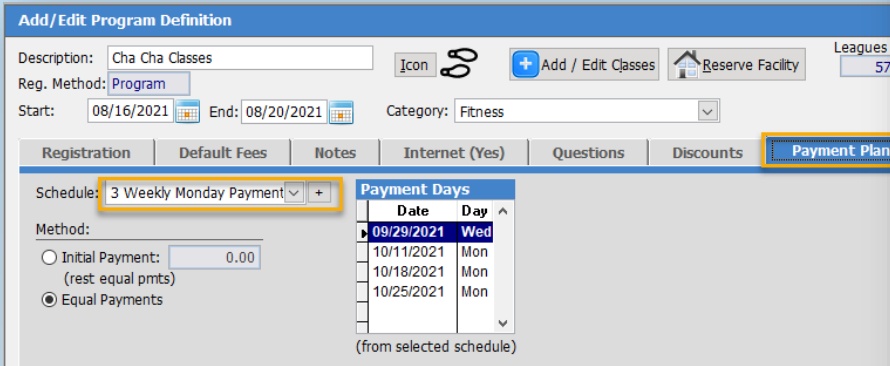
Take advantage of just a few or all of the customizable widgets. You can use the 'Director's Message' widget to give kudos, send reminders, or convey important messages to your team. The 'Going on Today' widget can keep your team in the loop about what programs and reservations are scheduled in your center. Your management team may want to utilize the 'Till Information' and 'Revenue by Type' widgets to see, at a glance, where your revenue numbers are for the day. By choosing the features that are important to you, you can create a system that truly works for each member of your team.

Add Counter

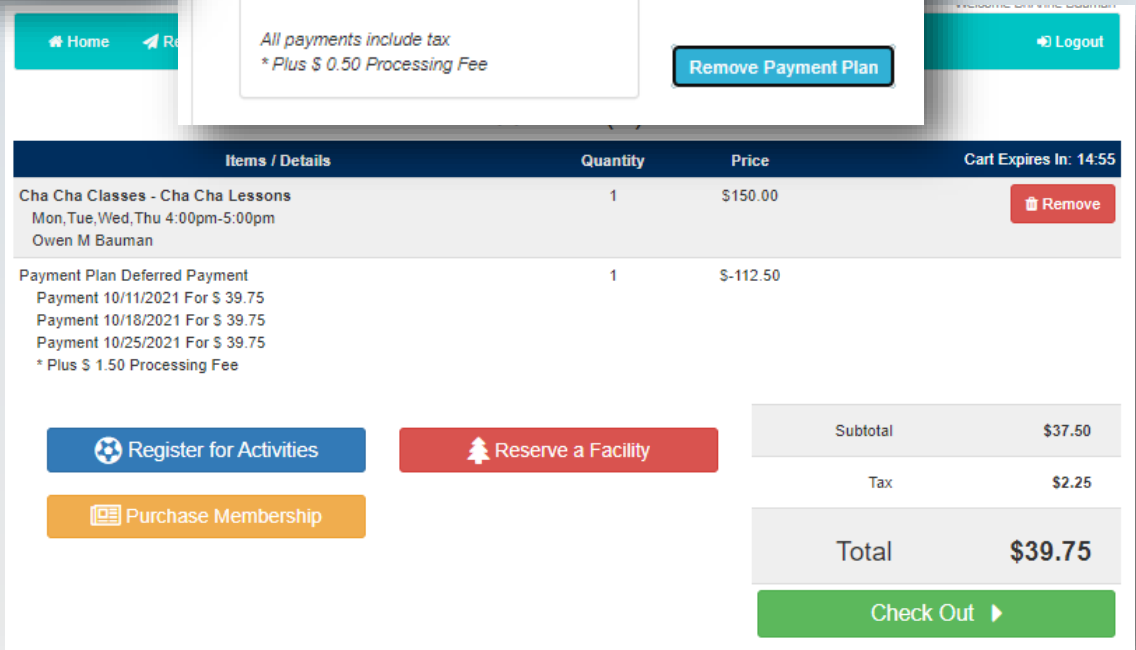
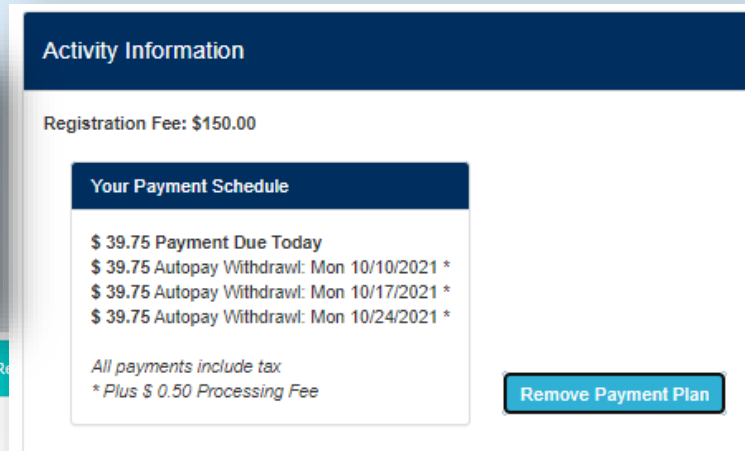
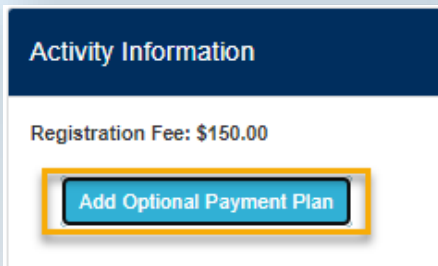
Add Widget

Payment Plan Module Now Available

We are pleased to announce the release of the Sportsman Software Payment Plan Module. This module allows you to create customized monthly, weekly, or date specific payment schedules to associate with programs and activities.



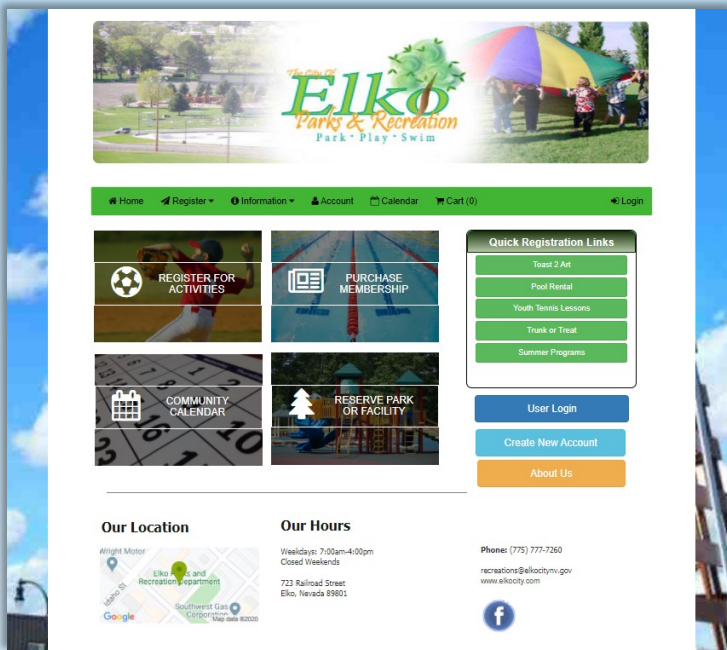
Your patrons will have the flexibility to choose standard payment terms or a payment plan making recreation services more affordable and accessible to everyone. With the Payment Plan Module, scheduled payments will be processed automatically for cloud hosted clients, and can be manually initiated with minimal effort for those with a locally hosted database. To learn more about how to implement the Payment Plan module for your community, please contact the Sportsman Software team at (801)572-3570.



ActivityReg Website Spotlight: The City of Elko Parks and Recreation Department

The Activity Registration module in Sportsman allows you to create and customize a patron registration website. It has many features and configuration options, and can be a powerful tool to communicate with your patrons. We want to recognize a Sportsman Activity Reg client who has built an outstanding Activity Registration site.

Elko Parks & Recreation Department created a custom header with their department logo and pictures of their community. They've also done a excellent job of utilizing the Quick Links tool to highlight the activities and facilities that their patrons use most. Great work Elko! You've created an awesome example of a well organized and inviting Activity Reg site.



For help customizing your own Activity Reg site you can contact our support team at (801)572-3570 or visit our support site: [Setup & Manage ActivityReg](#)

Don't miss out on the latest Sportsman enhancements and updates.

Navigate to: File>Administration>Application Updates to download.

Activity Registration Member Pricing: This update made it possible to restrict member pricing by admittance purpose code for all activities. This feature is useful if you have memberships that should not qualify those patrons for the membership pricing on activities. For example, if you sell an outdoor pool pass, that might not qualify you for membership pricing on activities.

Golf Module: Added a site configuration option to remove tee times from the Activity Reg Menu.

Class Roster, Course Sign-In Report: Added a new checkbox option labeled 'Remove "Sign-Out" from Report' that suppresses Sign-Out fields from printing.

Facility Weekly Summary Report: Added an option for a number of weeks to show. This allows you to show multiple weeks (each as a separate page) in a single reporting run.

Membership Groups: Useful for those with many membership types. This updated allows you to assign groups to your membership types and filter by a given group during the renewal process. These groups can also be added to cash register buttons making the membership selection process more efficient.

Refund Check Report: A new report has been added to print a list of refund checks or the refund list receipts. This report is found under Reports > Financial > Refund Check Report.

New Icons for Rentals: New system icons have been implemented on rentals.